

Caroline County, VA



Caroline County, Virginia

Debt Summary

As of September 10, 2010

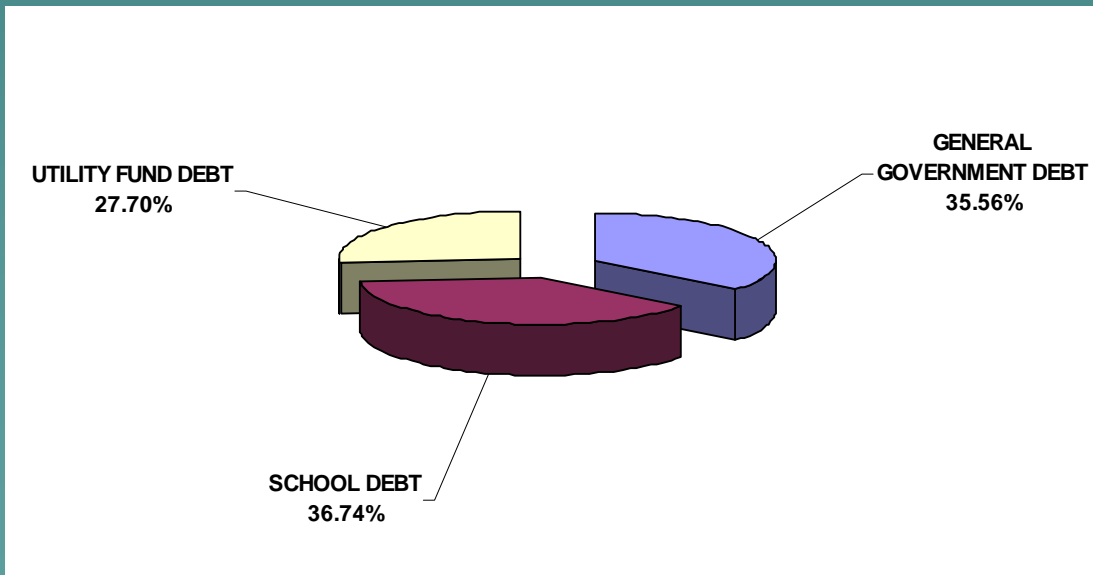
Caroline County Debt Summary as of September 10, 2010

- ◆ Report is overview of the County's outstanding debt over past 20 years.
- ◆ Terms of Debt
 - Long term (15 to 30 years) for renovations and additions, construction projects and various major equipment purchases
 - Short term (1 to 3 year terms) for cash flow loans, current expenditure payments and lease purchase agreements for equipment

Total Debt

- ◆ Outstanding debt balance for all funds as of September 10, 2010

	March 30, 2010	September 10, 2010
GENERAL GOVERNMENT DEBT	\$ 31,951,457	\$ 31,319,534
SCHOOL DEBT	33,650,996	32,361,490
UTILITY FUND DEBT	23,608,264	24,398,427
	<hr/>	<hr/>
	\$ 89,210,717	\$ 88,079,452



Total Debt

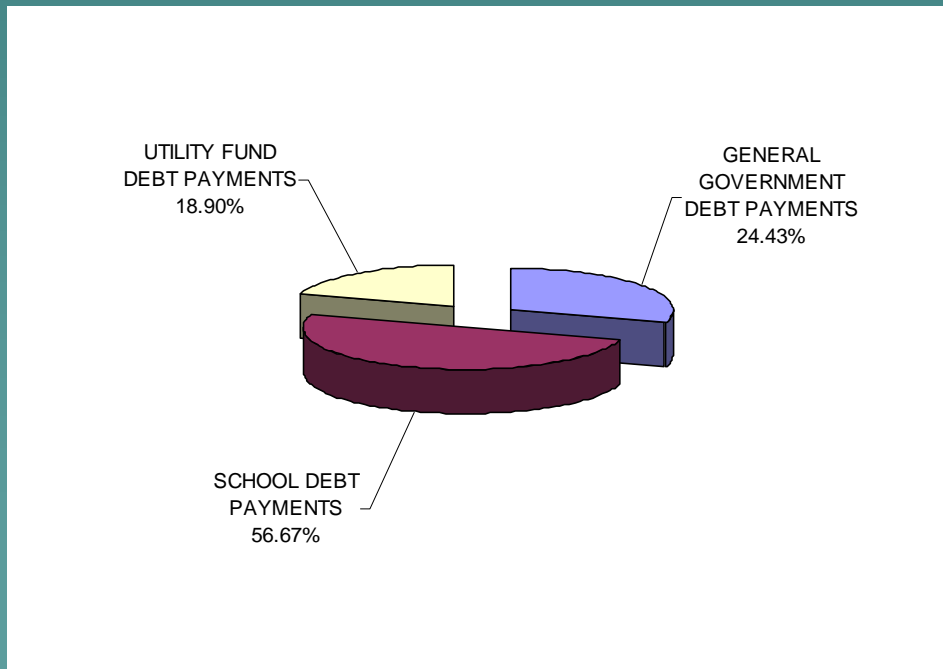
Caroline County's total debt and debt per capita as of June 30, 2009
(most recent data available)

	EDUCATION	STREETS, ROADS, BRIDGES	OTHER GENERAL GOVERNMENT	ENTERPRISE ACTIVITIES	BALANCE UNFUNDED DEBT	DEBT PER CAPITA
KING GEORGE	53,987,598		24,241,328	25,169,530	103,398,456	4,279.56
SPOTSYLVANIA	276,024,000	13,675,000	71,009,000	122,651,000	483,359,000	3,968.18
CITY OF FREDERICKSBURG	45,157,869		24,029,546	19,368,533	88,555,948	3,866.81
ORANGE	75,750,795		36,941,525	2,252	112,694,572	3,290.15
CAROLINE	30,830,907		37,776,359	23,500,291	92,107,557	3,260.99
STAFFORD	274,087,143		115,987,390	13,262,698	403,337,231	3,203.84
HANOVER	137,345,542		31,348,898	38,613,941	207,308,381	2,102.00

FY 2011 Debt Service Payments

- ◆ FY 2011 debt service payments for all funds of \$5,860,227

GENERAL GOVERNMENT DEBT PAYMENTS	\$ 1,431,857
SCHOOL DEBT PAYMENTS	3,320,877
UTILITY FUND DEBT PAYMENTS	1,107,494
	<hr/>
	\$ 5,860,227



Debt Service Schedule General Fund

Year Ended			
June 30,	Principal	Interest	Total
2011	\$ 186,431	\$ 1,245,426	\$ 1,431,857
2012	858,867	1,266,651	2,125,517
2013	1,780,723	1,106,693	2,887,416
2014	1,957,593	1,045,594	3,003,187
2015	2,033,419	974,544	3,007,963
2016	1,977,077	889,193	2,866,270
2017	1,993,859	798,162	2,792,021
2018	1,314,270	721,578	2,035,848
2019	864,990	667,967	1,532,958
2020	902,036	625,346	1,527,382
2021 & beyond	12,061,516.97	5,219,484.22	17,281,001.19

does not include \$5,500,000 Revenue Anticipation note principal

Debt Service Schedule School Fund

Year Ended			
June 30,	Principal	Interest	Total
2011	\$ 1,711,490	\$ 1,609,457	\$ 3,320,877
2012	1,473,883	1,521,190	2,995,073
2013	1,736,733	1,449,717	3,186,450
2014	1,725,493	1,375,165	3,100,658
2015	1,770,311	1,298,767	3,069,078
2016	1,823,175	1,220,722	3,043,897
2017	1,647,190	1,136,446	2,783,636
2018	1,380,903	1,062,281	2,443,184
2019	1,436,123	992,862	2,428,985
2020	1,061,420	930,691	1,992,112
2021 & beyond	17,876,188.69	6,519,754.34	24,396,013.03

Debt Service Schedule Utility Fund

Year Ended	Principal	Interest	Total
June 30,			
2011	\$ 173,426	\$ 934,068	\$ 1,107,494
2012	173,426	979,258	1,152,684
2013	1,061,162	1,016,695	2,077,857
2014	1,095,732	982,474	2,078,206
2015	1,127,220	944,158	2,071,378
2016	1,157,315	903,903	2,061,218
2017	1,194,823	858,997	2,053,820
2018	1,231,045	818,478	2,049,524
2019	1,262,299	767,406	2,029,705
2020	1,317,305	700,339	2,017,643
2021 & beyond	15,198,534.71	6,909,766.92	22,108,300.63

How Borrowed Money was Spent 1990 - Present

- Community Center Renovations
- Courthouse Construction
- Dawn Wastewater System
- General Government Vehicles and Equipment
- Ladysmith & Carmel Church Water Improvements
- Landfill Closure Costs
- Lewis & Clark Elementary School
- Library Improvements
- Park Construction and Renovations
- Public Safety Equipment
- Purchase & Renovation of County Administration Building
- Revenue Anticipation Note
- School Renovations
- Wastewater Treatment System Upgrades


General Government Debt

- ◆ Outstanding debt balance of \$31,319,534 for general government projects
- ◆ Represents 35.6% of County's total outstanding debt
- ◆ Major categories of debt include construction, property acquisition, renovations and improvements, public safety vehicles and equipment and landfill closure costs
- ◆ FY 2011 debt service payments of \$1,431,857
- ◆ Represents 24.43% total debt service payments for FY 2011

General Government Projects

Construction	\$	7,286,898
Public Safety Vehicles and Equipment		5,938,436
Revenue Anticipation Note		5,500,000
Renovations and Improvements		5,738,154
Property Acquisition		2,365,902
Landfill Closure Costs		2,334,811
Capitalized Interest and Debt Service Costs		879,472
Vehicles and Equipment		440,149
Economic Development Incentives		246,088
Library Furnishings and Design		242,741
Utility Projects		215,729
Park Improvements		131,154
		<hr/>
	\$	31,319,534

General Government Projects



How Borrowed Money was Spent 1990 - Present



How Borrowed Money was Spent 1990 - Present



How Borrowed Money was Spent 1990 - Present



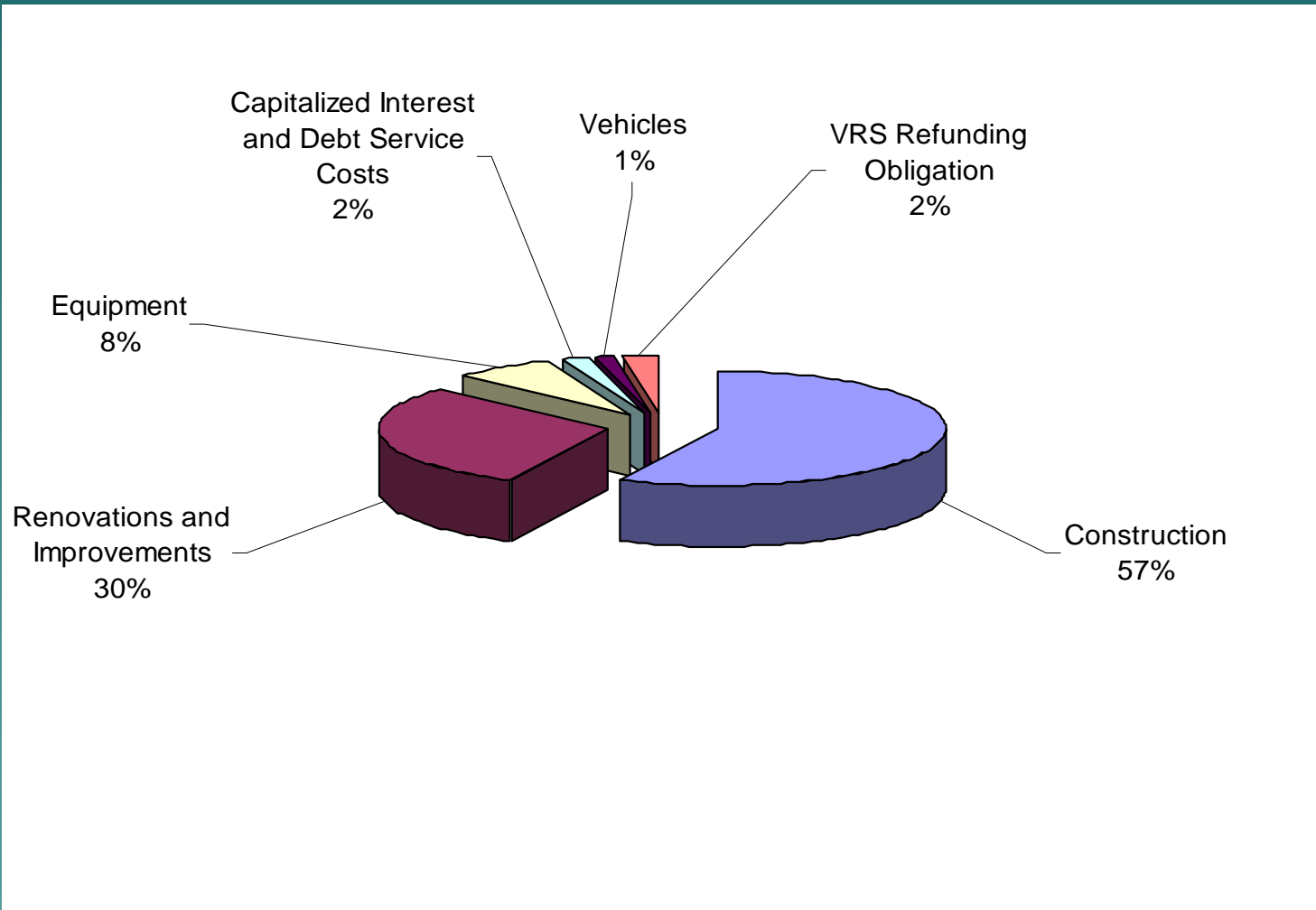
School Debt

- ◆ Outstanding debt balance of \$32,361,490 for public schools projects
- ◆ Represents 36.74% of County's total outstanding debt
- ◆ Projects include construction of two schools, renovations of schools, purchase of equipment and the refinancing of three school bus leases
- ◆ FY 2011 debt service payments of \$3,320,877
- ◆ Represents 56.67% of total debt service payments for FY 2011

School Projects

Construction	\$	18,251,979
Renovations and Improvements		9,776,536
Equipment		2,467,773
VRS Refunding Obligation		734,412
Capitalized Interest and Debt Service Costs		661,827
Vehicles		468,963
		<hr/>
	\$	32,361,490

School Projects



How Borrowed Money was Spent 1990 - Present



How Borrowed Money was Spent 1990 - Present



Public Utilities Debt

- ◆ Outstanding debt balance of \$24,398,427, for public utilities projects
- ◆ Represents 27.7% of County's total outstanding debt
- ◆ Projects include construction of water and sewer lines, well drilling in several areas of county, upgrades to the wastewater treatment plant and construction of wastewater system in Dawn
- ◆ FY 2011 debt service payments of \$1,107,494
- ◆ Represents 18.90% of total debt service payments for FY 2011

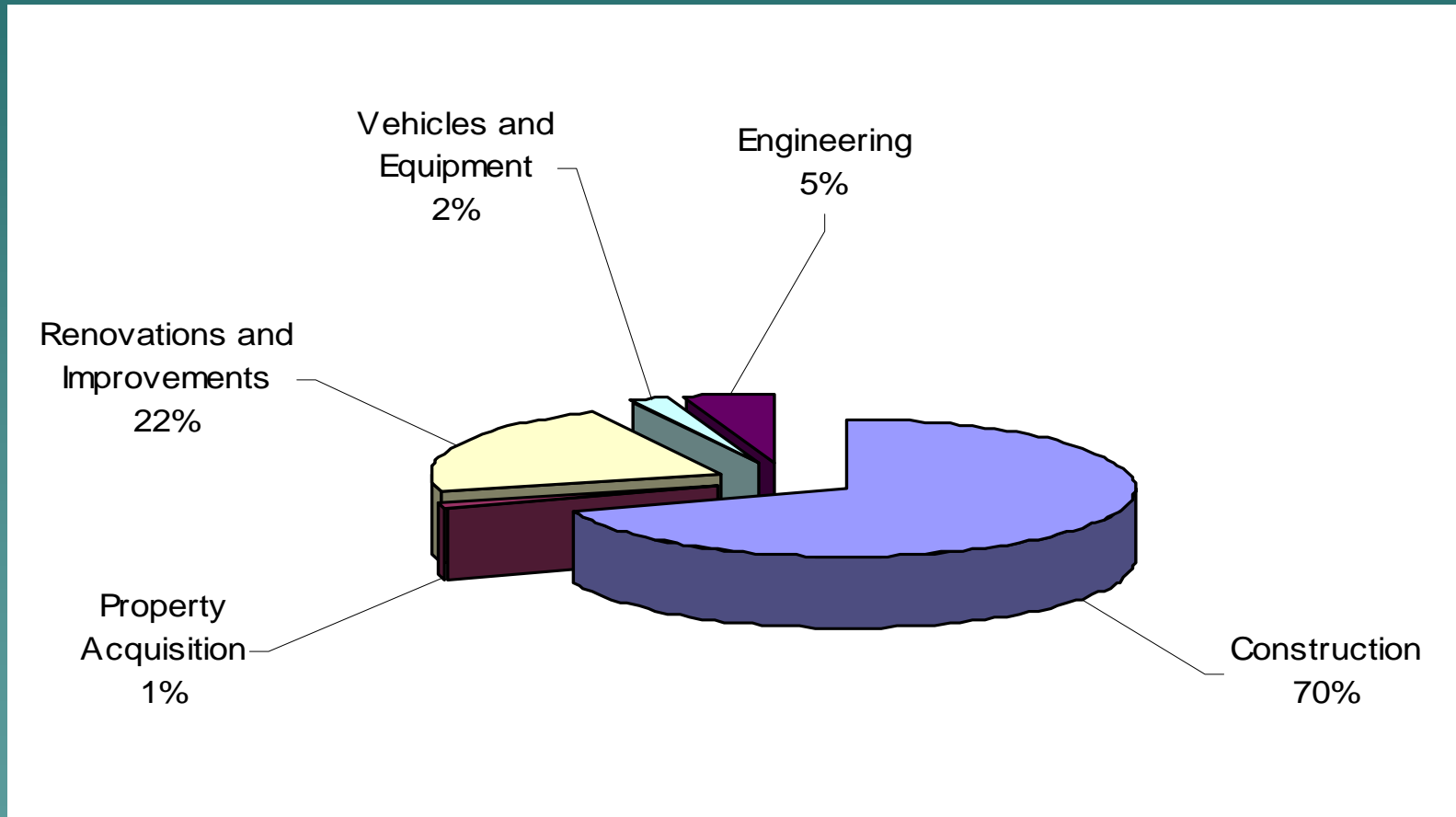
Public Utilities Debt

- ◆ FY 2010 is first year General Fund revenues not budgeted to subsidize utilities funds debt service payments. Trend continues in FY 2011
- ◆ Dawn Wastewater system debt service payments for FY 2011 not subsidized by general fund revenues

Public Utilities Projects

Construction	\$	17,180,202
Renovations and Improvements		5,213,199
Engineering		1,151,223
Vehicles and Equipment		545,809
Property Acquisition		307,994
		<hr/>
	\$	24,398,427

Public Utilities Projects



How Borrowed Money was Spent 1990 - Present



How Borrowed Money was Spent 1990 - Present



How Borrowed Money was Spent 1990 - Present



How Borrowed Money was Spent 1990 - Present



How Borrowed Money was Spent 1990 - Present



MCKESSON

Empowering Healthcare

How Borrowed Money was Spent 1990 - Present



Revenues Dedicated to Debt Service

FY 2011 revenues dedicated to payment of debt service for general and school debt:

Designated personal property taxes	\$1,574,999
Meals taxes	879,038
Consumers' utility taxes	493,604
Local communication taxes	373,986
Rental Health Department	111,600
Total dedicated revenues	<u>\$3,433,227</u>
Balance from General Fund	\$1,889,904

Conclusion

- ◆ The County has a total outstanding debt balance of \$88,079,451 as of September 10, 2010. Majority (\$63,681,044) supported by tax revenues, with balance (\$24,398,427) coming from utility user revenues and availability fees.
- ◆ County's debt as percentage of assessed real property value is within 3% established in Finance Policies and Procedures.
- ◆ Ceiling is below the 4% used as a typical guideline for local governments.
- ◆ Debt service expenditures as percentage to countywide expenditures also within County's parameters of 10% established by County policy.